



## VR

Single needle embroidery machine  
with free-arm embroidery and choice  
of professional frames

- 200 x 200mm embroidery area
- Up to 1000 stitches per minute
- Automatic needle threading
- 405 Built-in patterns
- Free motion embroidery\*

\*Additional purchase required



## The VR is our first single needle embroidery machine with free-arm embroidery

The VR is a completely new concept in embroidery. For the first time, hobbyists and enthusiasts can buy a machine that combines commercial features and functionality with easy-to-use technology and advanced levels of customisation; all in the comfort of your own home.

Take on large projects using the 200 x 200mm embroidery area, giving you the creative space to design without limits.

The thread colour sorting function allows fewer colour changes which can significantly reduce the time taken to complete a multi-colour embroidery.

Our new concept machine brings all the features of a small enterprise machine into your craft room.

### Key features

- Easy access to bobbin
- Large embroidery area
- Free-arm embroidery
- LED needle position pointer





## Advancing creativity

The VR gives you the tools to unlock your embroidery potential. Its unrivalled combination of features and functionality allows you to truly unleash your creativity, bringing increased levels of efficiency and individuality to your work.

The smooth VR delivers up to 1000 stitches per minute with zero compromise on quality. The 200 x 200mm embroidery area allows you to take on large and complex designs in confidence, without the need to re-hoop.

The LED pointer helps you achieve perfect needle placement, showing exactly where the needle will drop.

Tackle different projects with a range of frame choices as standard, including portrait and landscape options.

And what better way to appreciate your stitch work and colours than under a crisp, natural, full spectrum LED light.

Thread colour sorting means you'll make fewer colour changes, and when you do, it'll be quicker and more efficient than other single needle machines.

More creation, less work - the bobbin sensor will tell you when the thread is broken or has run out. While easy access lets you change the lower bobbin without removing your project.



Cap frame shown is an additional purchase.



- 200 x 200mm embroidery area allows you to create large designs without the need to re-hoop
- Send your own designs to the machine from either a memory stick or your computer using the two USB ports. Then use the large 18cm, 260,000 colour LCD touch screen to mirror, rotate, resize and add multiple lines of text quickly and easily
- The thread colour sorting can minimise the number of colour changes in multi-colour designs, reducing embroidery time
- See exactly where the needle will drop and adjust the position accurately with the LED needle pointer.





## 405 built-in designs, infinite possibilities

The VR gives you out-of-the-box access to 405 built-in patterns including Vintage, Trendy and Floral Alphabet designs. Enjoy personalizing your projects with 20 built-in fonts and scroll through thread charts from leading thread manufacturers - simply choose the brand and the matching colour will be displayed.

Import your own designs through the two USB ports, allowing you to upload from a memory stick or a connected computer. Then use the large 18cm colour LCD touch screen display to mirror, rotate, resize, recolour and add multiple line lettering.

Add personal touches to items such as towels, beach bags, work clothes, sports kits and much more.

The VR gives your work a professional finish with a personal touch, allowing you the creative freedom to put your own individual designs and flair on any material.



- We listened to the embroidery community and gave the VR the popular 200 x 200mm embroidery area - great for larger projects, quilting and lacing
- Choose from 20 built-in fonts, including Cyrillic.





### Needle threader

Push-button needle threader makes it quick and easy to get started on your next design. Simply follow the thread guide and press the button to thread the needle.

### On-screen support

The on-screen guides take you through setup and basic operation to help you get the most from your VR.

### Upper and lower thread sensors

Upper and lower thread sensors alert you when a thread is broken or has run out.

### Multiple frame sizes

Enjoy a range of frame types and sizes, including tubular for T-shirts and towels, etc.

Large frame for quilts, small portrait and landscape frames - perfect for vertical and horizontal pockets.




## Enjoy free-motion embroidery and stippling\*



With the optional free-motion embroidery kit, the VR can easily be converted into a quilting/sewing machine, enabling you to add free-hand stippling designs to quilts or create your own free-hand sewing designs and artwork.



- Add free-motion stippling to quilts and large projects.
- Large wide table supports the fabric while stitching.



\*Additional purchase required

## A professional finish with a personal touch

Unlock your individuality and true embroidery potential with professional functionality in your own home - introducing the VR.





# Features and functions



## USB ports

Insert a USB memory stick or connect directly to your PC to send embroidery designs to the VR.



## 405 built-in patterns

Wide variety of built-in designs including Greek and floral alphabets, decorative and quilt patterns.



## Large embroidery area 200 x 200mm

Create large embroidery designs with no need to re-hoop.



## 20 built-in fonts

A wide range of built-in fonts to personalise your projects.



## Large colour LCD touch screen

Easily edit and adjust embroidery designs, add lettering and re-size from the touch screen.



## Thread colour sorting

Adjust the order in which multi-colour embroidery designs are stitched - reducing colour changes and minimising embroidery time.




## Easy access to bobbin

Easily replace the bobbin without removing the hoop.




## Multiple line text input

Allows multiple lines of text to be entered without having to manually reposition.



## Single colour pattern converter

Push one button to embroider a multi-coloured design in a single colour.




## Independent bobbin winder

The built-in independent bobbin winder is quick and easy. Allows you to wind a new bobbin while the machine is embroidering.




## Free-arm embroidery

Embroider on shirt pockets, sleeves, jeans pockets, etc.



## 4 Spool thread stand

The VR is equipped with a 4 spool thread stand. Ideal for quick thread changes.



## LED pointer for perfect needle positioning

The LED pointer makes it easy to see exactly where the needle will drop. Allowing you to position jobs faster and more accurately than ever.



## Free-motion embroidery kit\*

Convert the VR into a free-motion embroidery machine for quilting and free-motion sewing.  
\*Additional purchase required

## Included embroidery frames:


- 200 x 200mm frame
- 100 x 100mm frame
- Compact Frames - ideal for adding embroidery to pockets and sleeves

70 x 41mm frame

50 x 50mm frame

44 x 38mm frame

75 x 33mm frame



## Optional accessories




### Cap frame

Embroider your caps effortlessly. The embroidery area is a generous 130mm x up to 60mm high. Code: 115D02E7002



### Flat frame

Jackets and other thicker materials are easily embroidered on the flat frame, which measures 200 x 200mm. Code: 115D05E7002



### Round frame kit

The round frame kit includes 3 frames:

- Small 100mm
- Medium 130mm
- Large 160mm

Code: 115D02E7029\*

\*Includes Arm C



### Free motion kit

With this kit your VR becomes a free motion quilting/sewing machine, enabling you to add free hand stippling designs to quilts. Code: 115Y05E7002



### Machine stand

This mobile stand securely holds your VR and provides ample storage for accessories and threads. Code: 115Z05E7005




### Clamp frame kit

The clamp frame kit is ideal for adding embroidery to shoes, inner jacket pockets, cuffs, gloves and much more. (Clamp frame size 45 x 24mm) Straight frame code: 115D02E7012\* Left/right frame code: 115D02E7014\* \*Includes Arm D



### Wide table

Wide table to support large and heavy projects, such as blankets, jackets, etc. It is recommended to stabilize the fabric. Code: 115K05E7004



### PE-Design 11 software and PE-Design 11 Upgrade

Brother's latest generation of embroidery design software offers advanced features to enhance productivity on the VR.

**WhatsApp 0675968383**  
**sewandgrow.co.za**

**brother**  
at your side

**Brother International South Africa**

96 Sovereign Drive, Route 21 Corporate Park, Irene  
Tel: 0861 BROTHER Fax: +27 (0) 12 - 345 3886

[www.brother.co.za](http://www.brother.co.za) <http://solutions.brother.com>



Working with you for a better environment  
[www.brotherearth.com](http://www.brotherearth.com)